

## Fassadenbauschrauben

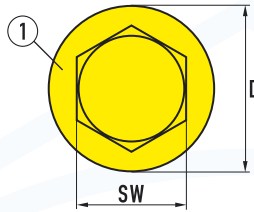
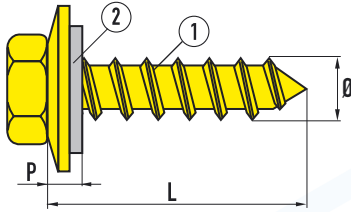
mit Sechskantkopf *spitze Ausführung A*

### Facade building screws (Roofing screws)

Hexagon head *point type A*

### Vis de façade

tête hexagonale *bout pointu de type A*



# GOEBEL

FBS/A

Stahl verzinkt  
Steel zinc plated  
Acier zingué

- ① EPDM  
EPDM  
EPDM
- ② EPDM  
EPDM  
EPDM

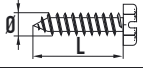



Ø 6,5 mm

SW = 3/8"

P = 3 mm

D = 16 mm

☰ = A

			
6,5 x 16 mm	3/8"	1000	61105 65 160
6,5 x 19 mm	3/8"	1000	61105 65 190
6,5 x 25 mm	3/8"	1000	61105 65 250
6,5 x 32 mm	3/8"	800	61105 65 320
6,5 x 38 mm	3/8"	600	61105 65 380
6,5 x 45 mm	3/8"	500	61105 65 450
6,5 x 50 mm	3/8"	500	61105 65 500
6,5 x 60 mm	3/8"	400	61105 65 600
6,5 x 65 mm	3/8"	400	61105 65 650
6,5 x 70 mm	3/8"	300	61105 65 700
6,5 x 75 mm	3/8"	300	61105 65 750
6,5 x 80 mm	3/8"	250	61105 65 800
6,5 x 85 mm	3/8"	250	61105 65 850
6,5 x 90 mm	3/8"	250	61105 65 900
6,5 x 100 mm	3/8"	250	61105 65 100
6,5 x 115 mm	3/8"	250	61105 65 115
6,5 x 130 mm	3/8"	250	61105 65 130
6,5 x 150 mm	3/8"	200	61105 65 150
6,5 x 175 mm	3/8"	150	61105 65 175
6,5 x 200 mm	3/8"	300	61105 65 200
6,5 x 220 mm	3/8"	300	61105 65 220
6,5 x 240 mm	3/8"	300	61105 65 240
6,5 x 260 mm	3/8"	300	61105 65 260

# Fassadenbauschrauben

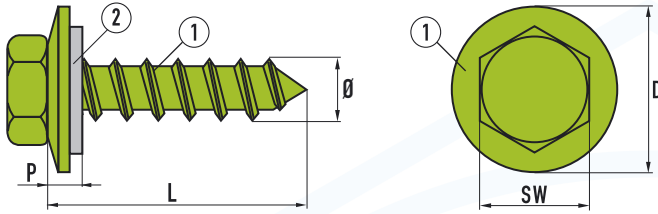
mit Sechskantkopf *spitze Ausführung A*

## Facade building screws (Roofing screws)

Hexagon head *point type A*

### Vis de façade

tête hexagonale *bout pointu de type A*



A2 W.-Nr. 1.4301/03 AISI 305

A2 W.-Nr. 1.4301/03 AISI 305

A2 W.-Nr. 1.4301/03 AISI 305

- ① EPDM
- EPDM
- EPDM

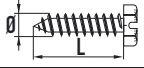



Ø 6,5 mm

SW = 3/8"

P = 3 mm

D = 16 mm

⌀ = A

			
6,5 x 13 mm	3/8"	1000	61306 65 131
6,5 x 16 mm	3/8"	1000	61306 65 160
6,5 x 19 mm	3/8"	1000	61306 65 190
6,5 x 25 mm	3/8"	1000	61306 65 250
6,5 x 32 mm	3/8"	800	61306 65 320
6,5 x 38 mm	3/8"	600	61306 65 380
6,5 x 45 mm	3/8"	500	61306 65 450
6,5 x 50 mm	3/8"	500	61306 65 500
6,5 x 60 mm	3/8"	400	61306 65 600
6,5 x 65 mm	3/8"	400	61306 65 650
6,5 x 70 mm	3/8"	300	61306 65 700
6,5 x 75 mm	3/8"	300	61306 65 750
6,5 x 80 mm	3/8"	250	61306 65 800
6,5 x 85 mm	3/8"	250	61306 65 850
6,5 x 90 mm	3/8"	250	61306 65 900
6,5 x 100 mm	3/8"	250	61306 65 100
6,5 x 115 mm	3/8"	250	61306 65 115
6,5 x 130 mm	3/8"	200	61306 65 130
6,5 x 150 mm	3/8"	200	61306 65 150
6,5 x 175 mm	3/8"	150	61306 65 175
6,5 x 200 mm	3/8"	300	61306 65 200
6,5 x 220 mm	3/8"	300	61306 65 220
6,5 x 240 mm	3/8"	300	61306 65 240
6,5 x 260 mm	3/8"	300	61306 65 260
6,5 x 280 mm	3/8"	300	60306 63 280
6,5 x 300 mm	3/8"	300	60306 63 300